Aluminum Frames Standard Units

"Aluminum Frames Standard Units" is a system of ordering a complete set of components for a Extrusion Unit by customers providing only the extrusion type, width (W), depth (D), and height (H) information. Customers can build desired extrusion units just by assembling. For the components, see **P.773**
Customer assembly required. If pre-assembly is required, see **P.775**

Standard Units Using 4-Side Slotted Extrusions(HFS, GFS)

Selectable Unit Shape

Bracket Connection Type

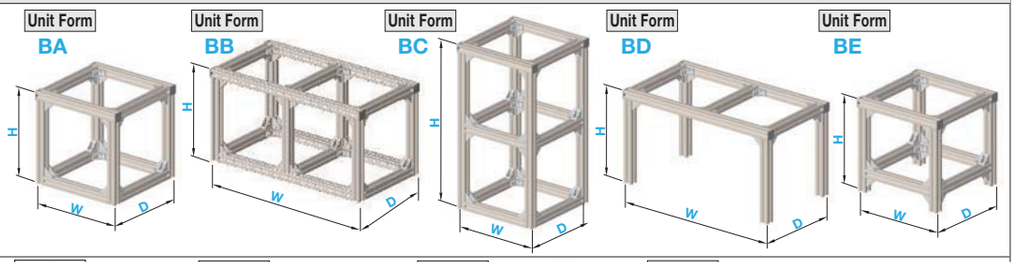

Blind Joint Type

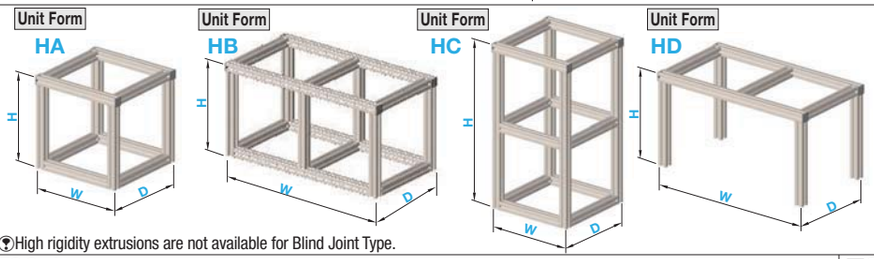

High rigidity extrusions are not available for Blind Joint Type.

Selectable Extrusion Shape

HFS Series
(Standard Aluminum Extrusion)

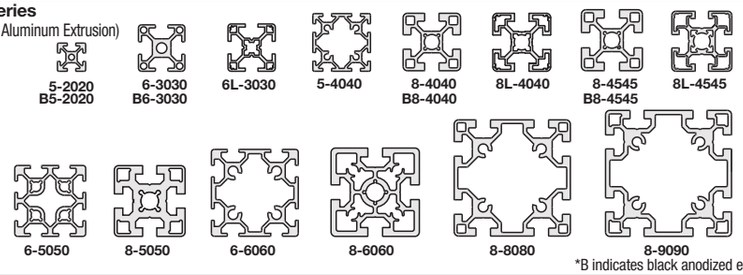

*B indicates black anodized extrusion.

GFS Series
(High Rigidity Aluminum Extrusion)

Standard Unit Using 2- Side Slotted Extrusions (HFST)

Selectable Unit Shape

Bracket Connection Type

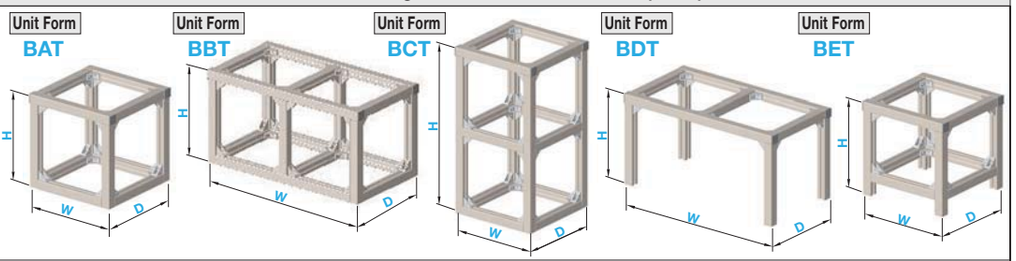

Blind Joint Type

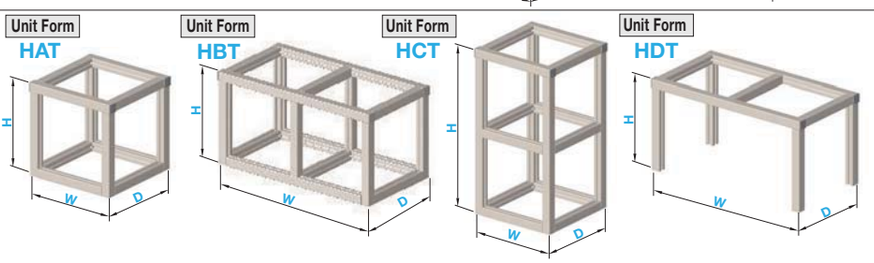

Selectable Extrusion Shape

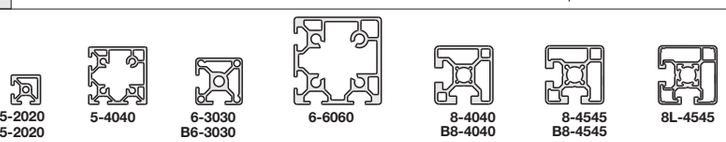

3-Side Slotted extrusions (HFSF) are used for the bottom and middle sections.
*B indicates black anodized extrusion.

How to Order

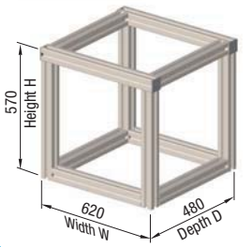

When an "HA" configuration unit W620mm, D480mm, and H570mm with HFS6-3030 extrusions is wanted

HAU HA 6-3030- W620- D480- H570

HAU: Aluminum Frames Standard Units
HA: Unit Form
6-3030-: Extrusion Type
W620-: Width
D480-: Depth
H570: Height

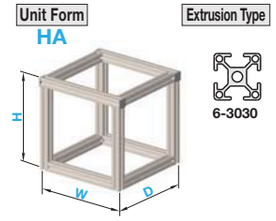

The extrusions used can be changed to the new EFS Series. The EFS Series extrusions are equally rigid to the HFS Series yet lighter and more economical. Further cost reduction can be achieved with the new EFS Series extrusions.

The extrusions denoted with a suffix (E) for the "Extrusion Type" column in the specification tables is changed from the HFS Series to the new EFS Series by placing an E on the end of the P/N. Deduct 3% from the unit prices using the HFS extrusions. (Deductions do not apply to "Alterations". For prices, see the price lists.) **P.771, 772**
A various "Alteration Options" are provided for the Standard Unit system for customer convenience. (See→**P.769**)

Alterations

Pre-Assembly Fitting Spring Nut	Change to Post Assembly Insertion Nuts and Stopper Set	Post-Assembly Insertion Spring Nut	Cover Mounting Hole	Tapping
SN	AN	BN	C	TP
Changes Pre-assembly Insertion Nuts (HNTT) to Pre-assembly Spring Nuts (HNTU) .	Change Pre-assembly Insertion Nuts (HNTT) to Post Assembly Insertion Nuts and Stopper Set (HNTAT)	Changes Pre-assembly Insertion Nuts (HNTT) to Post-assembly Insertion Spring Nuts (HNTP) .	Adds tap holes on the bracket for cover mounting.	Adds tapping on the bottom surface of the upright extrusions in four corners.

For the component details comprising the unit, see **P.773**
Customer assembly required. If pre-assembly is required, see **P.775**
Extrusions in the middle position of BB, BC, BD and HB, HC, HD unit forms can be moved after assembly, so it is not necessary to specify the position.
Extrusions in the middle position of HB, HC or HD unit forms are connected with Pre-Assembly Double Joints.
For the load capacity, see **P.671**
The types starting with G are High Rigidity Aluminum Frames.
The types starting with B are black anodized extrusions.
For Casters and Adjuster Pads (not specifiable in the unit construction scheme), see **P.770**

Order Example: Part Number HAUHC8-4040 - W W800 - D D500 - H H600

Days to Ship: 8 Days

Price: P.771~772

Alterations: P.769

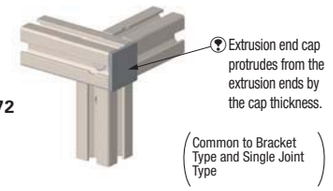

Unit	Part Number Type	Unit Form	Extrusion Type	W 1mm increments	D 1mm increments	H 1mm increments
Standard Unit with 4 Side Slots	HAU	BA BB BC BD BE	5-2020	300~1000	300~1000	300~1000
			5-4040	300~1200	300~1200	300~1200
			6-3030(E) 6L-3030	300~1200	300~1200	300~1200
			8-4040(E) 8L-4040 G8-4040 8-4545(E) 8L-4545 G8-4545 6-5050 8-5050	300~1800	300~1800	300~1800
			6-6060 8-6060	500~1800	500~1800	500~1800
			8-8080(E) 8-9090(E)	500~2000	500~2000	500~2000
		HA HB HC HD	6-3030(E) 6L-3030	300~1200	300~1200	300~1200
			8-4040(E) 8L-4040 8-4545(E) 8L-4545	300~1800	300~1800	300~1800
Standard Unit with 2 Side Slots		BAT BBT BCT BDT BET	5-2020	300~1000	300~1000	300~1000
			5-4040	300~1200	300~1200	300~1200
			6-3030(E)	300~1200	300~1200	300~1200
			8-4040(E) 8-4545(E) 8L-4545	300~1800	300~1800	300~1800
			6-6060	500~1800	500~1800	500~1800
		HAT HBT HCT HDT	6-3030(E)	300~1200	300~1200	300~1200
			8-4040(E) 8-4545(E) 8L-4545	300~1800	300~1800	300~1800

* Extrusions with (E) suffix can be changed from HFS Series to the EFS Series, by adding an (E) on the end.
(Example) HAUBA6-3030E-W800-D500-H600

Unit	Part Number Type	Unit Form	Extrusion Type	W 1mm increments	D 1mm increments	H 1mm increments
Black Anodize Extrusions Standard Unit with 4 Side Slots	HAU	BA BB BC BD BE	B5-2020	300~1000	300~1000	300~1000
			B6-3030(E)	300~1200	300~1200	300~1200
			B8-4040(E) B8-4545(E)	300~1800	300~1800	300~1800
		HA HB HC HD	B6-3030(E)	300~1200	300~1200	300~1200
			B8-4040(E)B8-4545(E)	300~1800	300~1800	300~1800
Black Anodize Extrusions Standard Unit with 2 Side Slots	HAU	BAT BBT BCT BDT BET	B5-2020	300~1000	300~1000	300~1000
			B6-3030(E)	300~1200	300~1200	300~1200
			B8-4040(E) B8-4545(E)	300~1800	300~1800	300~1800

* Extrusions with (E) suffix can be changed from HFS Series to the EFS Series, by adding an (E) on the end.
(Example) HAUBA6-3030E-W800-D500-H600

G8-4040 is a Standard Unit using GFS8-4040 extrusions.
G8-4545 is a Standard Unit using GFS8-4545 extrusions.
6L-3030 is a Standard Unit using HFSL6-3030 extrusions.
8L-4040 is a Standard Unit using HFSL8-4040 extrusions.
8L-4545 is a Standard Unit using HFSL8-4545 extrusions.
B5-2020 is a Standard Unit using HFSB5-2020.
Black anodized units are not available for 2 Side Slot Type and Blind Joint Type.

SLF Series Standard Units / Alterations

Selectable Unit Configuration

XA

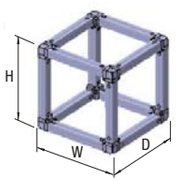

XB

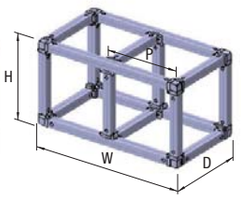

XC

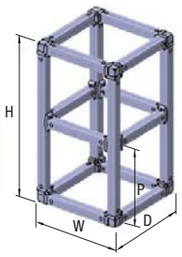

XD

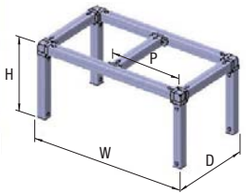

XE

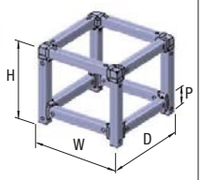

Selectable Extrusion Profile

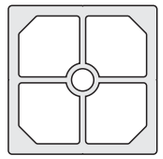

SLF6-4040

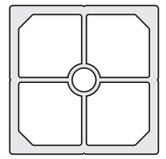

SLF8-5050

Unit	Part Number			W 1mm Increment	D 1mm Increment	H 1mm Increment	P 1mm Increment
	Type	Unit Config.	Extrusion Type				
4-Side No Slot Standard Unit	SLU	XA	6-4040	300~1800	300~1800	300~1800	-
		XB XC XD					0 60~1720
		XE					0 60~1740
		XA	8-5050	300~1800	300~1800	300~1800	-
		XB XC XD					0 75~1675
		XE					0 75~1725

When P=0, there is no middle extrusion.

Order Example

Part Number	-	W	-	D	-	H	-	P
SLUXB6-4040	-	W600	-	D600	-	H800	-	P300

Price P.813~814

Days to Ship: 8 Days

How to Order

When an "XB" configuration unit of W620mm, D480mm and H570mm with SLF6-4040 extrusions is desired:

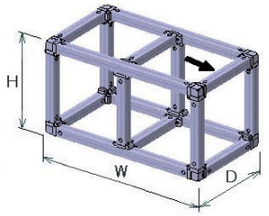

SLU XB 6-4040 - W620 - D480 - H570 - P300

- SLU: Aluminum Extrusions Standard Units (Common)
- XB: Unit Config.
- 6-4040: Extrusion Type
- W620: Width
- D480: Depth
- H570: Height
- P300: Center Position of Middle Extrusion

Extrusion Type

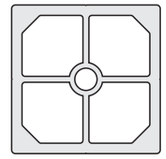

P Dimension Specification Method: Specify P dimension by each surface as below.

XB

XC

XD

XE

Alterations P.811

Alterations	Code	Spec.	Unit Config.	Extrusion Type	Price Adder
Standard Type	NN	The nuts are changed from Plunger Type (MPN) to Standard Type (MNN)	XA	6-4040	Free of Charge
				8-5050	
			XB	6-4040	Free of Charge
				8-5050	
			XC	6-4040	Free of Charge
				8-5050	
			XD	6-4040	Free of Charge
				8-5050	
			XE	6-4040	Free of Charge
				8-5050	

Alterations	Code	Spec.	Unit Config.	Extrusion Type	Price Adder
O-Ring Type	ON	The nuts are changed from Plunger Type (MPN) to O-Ring Type (MON)	XA	6-4040	Free of Charge
				8-5050	
			XB	6-4040	Free of Charge
				8-5050	
			XC	6-4040	Free of Charge
				8-5050	
			XD	6-4040	Free of Charge
				8-5050	
			XE	6-4040	Free of Charge
				8-5050	